

**We know manufacturing.**  
Experts. Expertise. At your service.

XL provides built-in and customizable reports for unlimited users, out of the box. It is a hardware appliance that easily scales up from one machine, to one plant, to your entire enterprise. Buy exactly what you need, exactly when you need it.

Labeling Aseptic CNC Bagging  
Filling Sealing  
Cutting Assembly Blister Machining Molding  
Packaging  
Welding Forming  
Printing Casting Laser Cut  
Converting Rolling Baking  
Stamping Web Pressing  
Canning Tablet Gluing  
Blow Molding  
Sealing Extruding  
Compressing Milling  
Bottling Encapsulating

**One system. Four versions.**  
No annual fees. No licenses. Free support.

The only difference between each version of XL is the scoreboard, and the price. Every XL system analyzes production the same way. You simply choose which display-size (and cost) meets your need. With XL you benefit from upfront pricing, free technical support, free software updates, no recurring fees of any kind.



XL810-1



XL810-2



XL610



XL410

**Try it. Free.**  
45 days. In your plant.

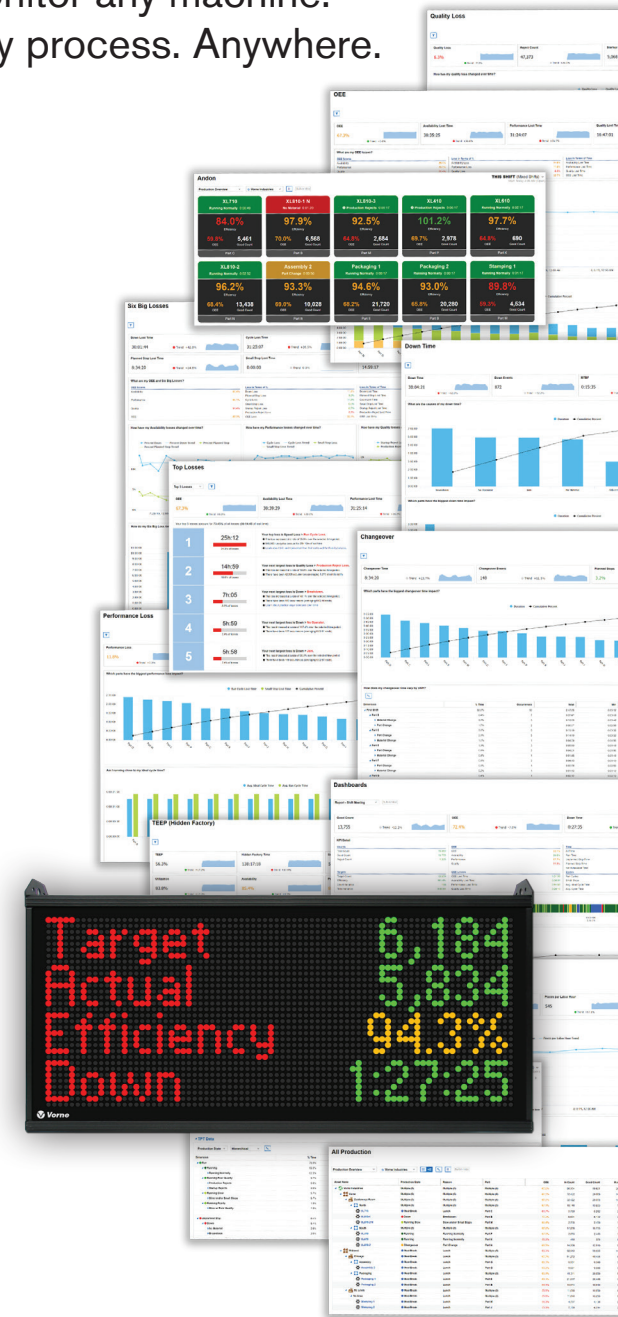
Every one of our 20,000+ deployments started with a trial. Try XL for free for 45 days. XL is easy to deploy, simple to use, and you'll see results immediately.

To get started, talk to one of our team today.

[www.tqm.be](http://www.tqm.be)  
0032/474/33.7437



**Monitor any machine.**  
**Any process. Anywhere.**



**20,000+**  
installations

**45**  
countries

**1**  
day to install

**Is XL right for you?**

Here is a quick test of whether XL is right for you.



Are you tracking production with spreadsheets?



Do you lack accurate or actionable data?



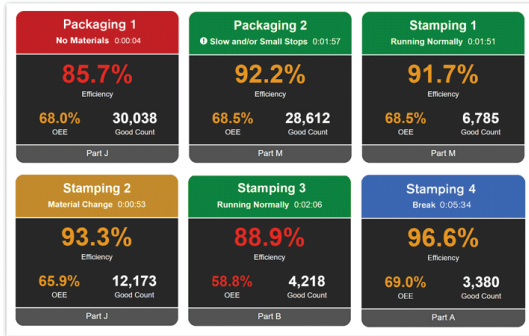
Do you have a system, but it's too hard to use?

## Real-time. Right now.

### Production at a glance.

View every machine in your factory. In your office, meeting rooms, and in the factory. Track production. Assign resources. Hit your targets.

It's simple: Green means running. Red means down. Amber means changeover. Blue means not scheduled.



## Precise downtime.

### Accurate. Automated. Unbiased.

Get ready. You're about to see your true downtime. Every stop. Every second. Every detail. It's exciting and it's intimidating, all at the same time.

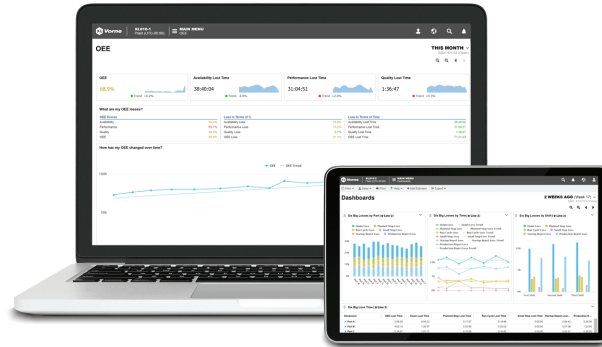
Most companies are shocked to discover their true downtime. Even if you don't know it, it's still there. And once production time is lost — it's lost forever.



## Instant OEE.

### The end of manual tracking.

Imagine OEE that is so fast and so accurate that you can instantly respond. Instantly react. Instantly improve. That's XL. Information. Decision. Action. Results.



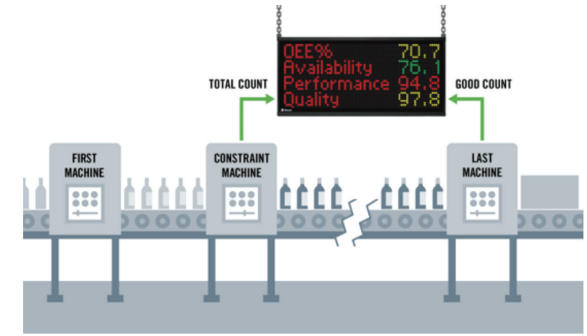
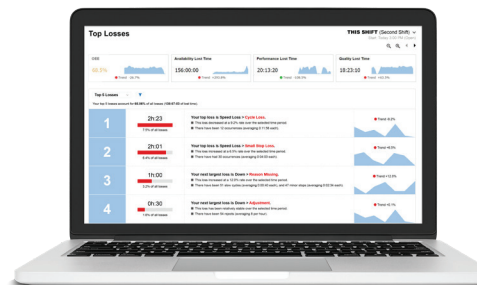
“ Our CEO personally came in and saw how big of an impact XL had made. He was amazed at the gains it provided compared to the cost. We were considering a trial of another system – but the cost of the trial exceeded the cost of outfitting our entire plant with XL! ”

M.C. | Industrial Automation Engineer  
Global Confectionary Manufacturer

## Identify top losses.

### Blinding clarity on what to fix next.

It's a simple idea. But refreshingly new. Look at production from the perspective of your top losses. With crystal clear trend indicators and sparklines (miniature graphs) that convey an entire story in a glance. With a singular focus on improvement.



## Easy to install. Easy to use.

### Two sensors. Two hours. Done.

Sensor 1: Total Count from your constraint.

Sensor 2: Good Count from the end of the process (or a Reject Count).

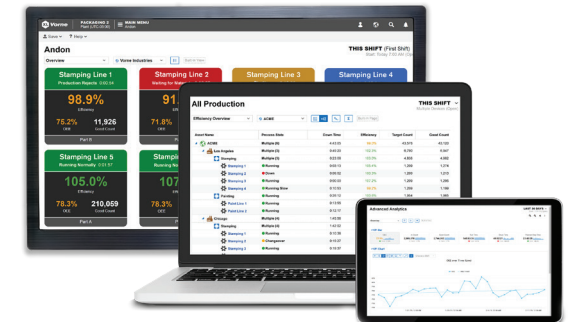
Add a barcode scanner to provide down reasons, and a network connection for instant reports.

Done!

## All seeing. All knowing.

### Any line. Any time. Anywhere.

See all your production in a single glance. Know instantly when your lines are down. Know exactly where to focus your attention. Win the shift. Win the day. Win the year. It's the perfect manager's tool.



Ask about our free 45-day trial